

EQUISUL-SDT[®]



(Sulfadiazine/Trimethoprim)

Contains 400 mg combined active ingredient
(333 mg sulfadiazine and 67 mg of trimethoprim)

"EQUISUL-SDT liquid oral suspension is a better choice than Uniprim[®] and human SMZ/TMP tablets because we see a faster response to treatment and improved ease of administration for our clients. We are confident our patients receive the proper dose with EQUISUL-SDT."

— Barb Page, DVM, Colorado Equine Clinic, 303-638-3835

PRODUCT FEATURES

- EQUISUL-SDT is proven effective in horses for the treatment of lower respiratory tract infections caused by susceptible strains of *Streptococcus equi* subsp. *zooepidemicus* in controlled field trials.
- EQUISUL-SDT safety was demonstrated in a controlled study in horses at 1X, 3X and 5X the recommended dose for 30 days.
- Easy-to-use liquid formulation.
- Significantly higher bioavailability on a mg-to-mg basis compared to an existing approved paste product, based on a pharmacokinetic crossover study.
- Low incidence of side effects in our controlled safety studies.



Evidence-based medicine with research to back it up.

Federal law (USA) restricts this drug to use by or on the order of a licensed veterinarian.

135 mL BOTTLE — REORDER NO: 28000
560 mL BOTTLE — REORDER NO: 28002
900 mL BOTTLE — REORDER NO: 28001

NDC 51072-020-01 NDC 51072-020-02 NDC 51072-020-00

Aurora Pharmaceutical, LLC
NORTHFIELD, MINNESOTA 55057
888-215-1256 • www.aurorapharmaceutical.com

IN 50-1276 IN-50-1336 IN 50-1274

ss000016 01/2014



MANUFACTURED IN THE USA



EQUISUL-SDT®

EQUISUL-SDT is produced using Aurora Pharmaceutical's patented drug product formulation. The product demonstrated 20% increased bioavailability over an existing paste product in a pharmacokinetic crossover study.

Administer EQUISUL-SDT orally at the dosage of 24 mg combined active ingredients per kilogram body weight (10.9 mg/lb.) twice daily for 10 days. EQUISUL-SDT can be administered by volume at 2.7 mL per 45.4 kg (2.7 mL/100 lb.) body weight. The product is available in 900 mL, 560 mL and 135 mL bottles.

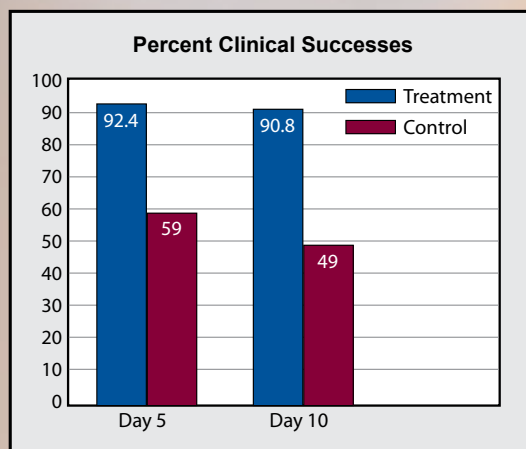


Efficacy

In a controlled field efficacy study of EQUISUL-SDT in horses with lower respiratory tract infections caused by *Streptococcus equi* subsp. *zooepidemicus*, 59% (66/112) of the horses receiving EQUISUL-SDT were successfully treated, showing complete resolution of clinical symptoms within seven days after completion of treatment. In contrast, only 15% of the negative control horses demonstrated improvement during the same period. Additionally, transtracheal wash samples taken before and after treatment demonstrated that EQUISUL-SDT further indicated complete bacterial clearance of *Streptococcus equi* subsp. *zooepidemicus* in 66% of the treated animals. The incidences of adverse events associated with EQUISUL-SDT treatment during this study were comparable to those seen in the saline control group and were largely self-limiting. Diarrhea was seen in only 1.1% of the animals treated and resolved without treatment.

Take Home Message From Efficacy Study

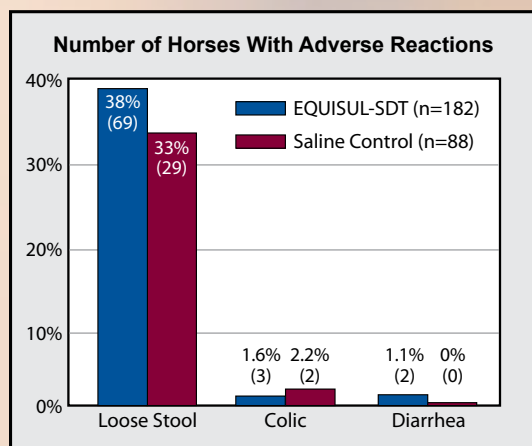
Horses with lower respiratory tract infections caused by *Streptococcus equi* subsp. *zooepidemicus* were treated with EQUISUL-SDT at a dosage of 24 mg/kg twice daily for 10 days. Improved bioavailability allows a 20% lower dose than previously published.¹ EQUISUL-SDT effectively treated the clinical signs



of respiratory infection and eliminated the infection from the respiratory tract.

¹ van Duijkeren E, Vulto AG, Sloet van Oldruitenborgh-Oosterbaan MM, Mevius DJ, Kessels BGF, Breukink HJ and van Miert ASJPAM. 1994. A comparative study of the pharmacokinetics of intravenous and oral trimethoprim/sulfadiazine formulations in the horse. J. Vet. Pharmacol. Therap.17:440-446.

Safety



Clinical Pathology

There were no significant clinical changes in clinical pathology parameters related to the administration of EQUISUL-SDT.

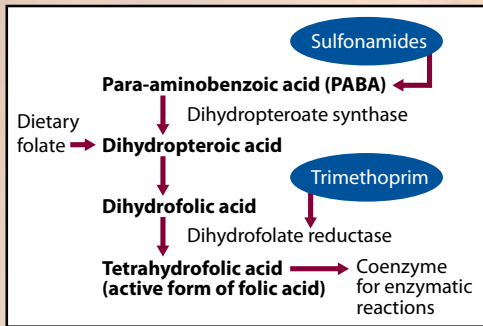
In a controlled safety study, horses were administered up to five times the recommended dose of EQUISUL-SDT twice daily for 30 consecutive days. While a higher incidence of loose stool was seen in animals treated with the higher dose of EQUISUL-SDT, in all cases, the incidents were self-limiting and resolved without treatment. EQUISUL-SDT is the only sulfadiazine/trimethoprim product for horses to be tested according to modern FDA requirements.

Take Home Message From Safety Study

EQUISUL-SDT had no serious adverse effects on clinical or laboratory parameters and no significant changes were seen in the representative tissues of mature horses when administered at up to five times the intended combined dosage of 24 mg/kg twice daily for 30 consecutive days.

Pharmacology

Simplified pathway for the action of sulfonamide-trimethoprim combinations.



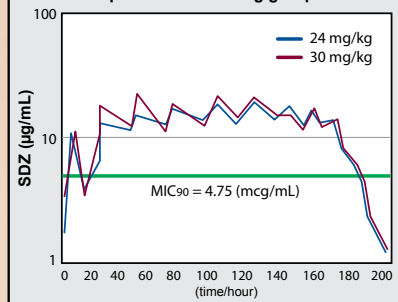
Veterinary Pharmacology & Therapeutics, 9th edition, pg. 838.

Sulfadiazine and trimethoprim have been used to treat infection in horses for many years. The suspension used in this study is a novel formulation with high bioavailability. When given twice daily at a dose of 24 mg/kg body weight over a 10-day dosing period, blood plasma levels remain above the MIC₉₀ for *Streptococcus equi* subsp. *zooepidemicus* greater than 98% of the time. As with all antibiotics, it is important to follow label directions including the full 10-day dose be administered to optimize the antimicrobial value, limit the potential development of resistance, and to follow the AVMA policy on judicious use of antimicrobials.

In *Streptococcus equi* subsp. *zooepidemicus* samples isolated from lower respiratory tract infections in horses from 1989 to 2008, the MIC₉₀ of potentiated sulfonamides has not increased, indicating that they remain valuable antimicrobials in the treatment of lower respiratory disease in horses.² In our study, the suspension was shown to be safe, with very few adverse events noted over the 10-day treatment period.

² Bade DJ, Silbert GJ, Hallberg J, Portis ES, Boucher J and Bryson L. 2009. Ceftiofur susceptibility of *Streptococcus equi* subsp. *zooepidemicus* isolated from horses in North America between 1989 and 2008. *Vet Ther.* 10(4):E1-7.

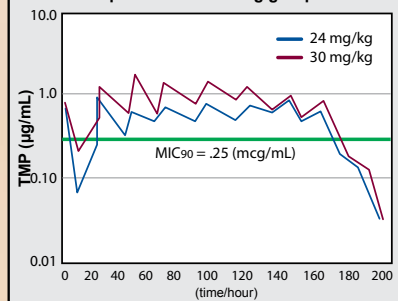
Mean concentration-time profile for sulfadiazine in plasma for 2 dosing groups



Pilot Dose Study

As a class, the effectiveness of potentiated sulfonamides is most closely related to the time the drug concentration remains above MIC₉₀. The results of our pilot study administering a dose of 24 mg/kg of combined active ingredients resulted in a positive clinical outcome and provided drug concentrations above the MIC₉₀ for at least 98% of the dosing interval.

Mean concentration-time profile for trimethoprim in plasma for 2 dosing groups



Aurora Pharmaceutical is an FDA-inspected facility and manufactures under cGMP standards. All USP grade materials are tested according to compendial standards, including tests for potency and impurities of active ingredients. Aurora products are required to pass testing prior to release for sale, thus guaranteeing batch consistency. Aurora products are tested on stability to assure quality through labeled expiration.



Aurora Pharmaceutical, LLC
www.aurorapharmaceutical.com

EQUISUL-SDT®

(Sulfadiazine/Trimethoprim) Oral Suspension

For use in horses only.

NADA 141-360

CAUTION

Federal law (USA) restricts this drug to use by or on the order of a licensed veterinarian.

DESCRIPTION

EQUISUL-SDT is a broad-spectrum antimicrobial from the potentiated sulfonamide class of chemotherapeutic agents. These two drugs block different sequential steps in the biosynthesis of nucleic acids. Sulfadiazine inhibits bacterial synthesis of dihydrofolic acid by competing with para-aminobenzoic acid. Trimethoprim blocks the production of tetrahydrofolic acid from dihydrofolic acid by reversibly inhibiting dihydrofolate reductase. The effect of the dual action is to reduce the minimum inhibitory concentration of each agent (synergism) and to convert a bacteriostatic action to a bactericidal action. Sulfadiazine is the non-proprietary name for 4-amino-N-2-pyrimidinylbenzenesulfonamide. Trimethoprim is the non-proprietary name for 5-[(3,4,5-trimethoxyphenyl)methyl]-2,4-pyrimidinediamine.

Figure 2. Structure of sulfadiazine

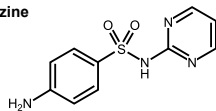
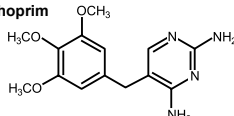


Figure 1. Structure of trimethoprim



Each mL of EQUISUL-SDT contains 400 mg combined active ingredients (333 mg sulfadiazine and 67 mg trimethoprim) in an aqueous suspension.

INDICATION

EQUISUL-SDT is indicated for the treatment of lower respiratory tract infections in horses caused by susceptible strains of *Streptococcus equi* subsp. *zooepidemicus*.

DOSAGE AND ADMINISTRATION

Shake well before use.

Administer EQUISUL-SDT orally at the dosage of 24 mg combined active ingredients per kilogram body weight (10.9 mg/lb) twice daily for 10 days. EQUISUL-SDT can be administered by volume at 2.7 mL per 45.4 kg (2.7 mL/100 lb) body weight.

CONTRAINDICATIONS

EQUISUL-SDT is contraindicated in horses with a known allergy to sulfadiazine, sulfonamide class antimicrobials, or trimethoprim.

WARNING

Do not use in horses intended for human consumption.

HUMAN WARNINGS

Not for use in humans. For use in animals only. Keep this and all drugs out of the reach of children. Consult a physician in the case of accidental human exposure.

Antimicrobial drugs, including sulfonamides, can cause mild to severe allergic reactions in some individuals. Avoid direct contact of the product with the skin, eyes, mouth, and clothing. Persons with a known sensitivity to sulfonamides or trimethoprim should avoid exposure to this product. If an allergic reaction occurs (e.g., skin rash, hives, difficulty breathing, facial swelling) seek medical attention.

PRECAUTIONS

Prescribing antibacterial drugs in the absence of a proven or strongly suspected bacterial infection is unlikely to provide benefit to treated animals and may increase the risk of development of drug-resistant animal pathogens.

The administration of antimicrobials, including sulfadiazine and trimethoprim, to horses under conditions of stress may be associated with acute diarrhea that can be fatal. If acute diarrhea or persistent changes in fecal consistency are observed, additional doses of EQUISUL-SDT should not be administered and appropriate therapy should be initiated.

The safe use of EQUISUL-SDT has not been evaluated in breeding, pregnant, or lactating horses. Potentiated sulfonamides should only be used in pregnant or lactating mares when the benefits to the mare justify the risks to the fetus. Use of potentiated sulfonamides during pregnancy has been associated with an increased risk of congenital abnormalities that may be related to folate deficiency. In humans, sulfonamides pass through the placenta, are excreted in milk, and may cause hyperbilirubinemia-induced neurotoxicity in nursing neonates.

Decreased hematopoietic activity and blood dyscrasias have been associated with the use of elevated doses and/or prolonged

administration of potentiated sulfonamides. EQUISUL-SDT should be discontinued if prolonged clotting times, or decreased platelet, white blood cell or red blood cell counts are observed.

Sulfonamides should be used with caution in horses with impaired hepatic function. Although rare, sulfonamide use has been associated with fulminant hepatic necrosis in humans.

Neurologic abnormalities have been reported in several species following administration of potentiated sulfonamides. In horses, potentiated sulfonamides have been associated with gait alterations and behavior changes that resolved after discontinuation of the drug.

The safe use of EQUISUL-SDT has not been evaluated in horses less than 1 year of age.

ADVERSE REACTIONS

Adverse reactions reported during a field study of 270 horses of various breeds, ranging from 1 to 25 years of age, which had been treated with either EQUISUL-SDT (n = 182) or with a saline control (n = 88) are summarized in Table 1. At least one episode of loose stool of varying severity was observed in 69 of 182 (38%) of the EQUISUL-SDT-treated horses, and 29 of 88 (33%) saline control horses. Of those animals experiencing loose stool, 2 of 182 (1.1%) of the EQUISUL-SDT-treated horses and 0 of 88 (0%) placebo-treated horses were removed from the study due to diarrhea (defined as at least one episode of watery stool). Both cases of diarrhea in this study were self-limiting and resolved without treatment within 5–10 days after discontinuation of EQUISUL-SDT.

Table 1. Number of Horses with Adverse Reactions During the Field Study with EQUISUL-SDT

Adverse Reactions	Equisul-SDT (n=182)	Saline control (n=88)
Loose stool (including diarrhea)	69 (38%)	29 (33%)
Colic	3 (1.6%)	2 (2.2%)
Diarrhea	2 (1.1%)	0 (0%)

To report suspected adverse events, for technical assistance or to obtain a copy of the MSDS, contact Aurora Pharmaceutical LLC at 888-215-1256 or www.aurorapharmaceutical.com. For additional information about adverse drug experience reporting for animal drugs, contact FDA at 1-888-FDA-VETS or online at <http://www.fda.gov/AnimalVeterinary/SafetyHealth>.

CLINICAL PHARMACOLOGY

Following oral administration, EQUISUL-SDT is rapidly absorbed and widely distributed throughout body tissues. Sulfadiazine levels are usually highest in the kidney, while the tissue concentration in other tissues is only slightly lower than plasma concentrations. Concentrations of trimethoprim are usually higher in the lungs, kidney, and liver than in the blood. Sulfadiazine and trimethoprim are both eliminated primarily by renal excretion, both by glomerular filtration and tubular secretion. Urine concentrations of both trimethoprim and sulfadiazine are several-fold higher than blood concentrations.¹ Sulfadiazine and trimethoprim are 20% and 35% bound to plasma protein, respectively. Administration of sulfadiazine and trimethoprim with food decreases the absorption of trimethoprim but there is no apparent effect on sulfadiazine absorption.

Based on a study in fed horses, trimethoprim concentrations following repeat oral administration of 24 mg/kg EQUISUL-SDT to 6 horses reached peak concentration in 0.5 to 12.0 hours. The median plasma elimination half-life was 3 hours, with a range of 2.31 to 4.96 hours. Peak sulfadiazine concentrations were reached within 1.0 to 12.0 hours in the same study. The median plasma elimination half-life for sulfadiazine was approximately 7.80 hours, with a range of 6.78 to 10.39 hours. Only minor accumulation of both drugs was observed following repeat oral administration of EQUISUL-SDT and both drugs reached steady state by day 3. Sulfadiazine and trimethoprim key steady state parameters associated with administration in 6 fed horses over a period of 7 days are found in Table 2.

Table 2. Median (Range) of sulfadiazine and trimethoprim pharmacokinetics parameters following repeat dosing of 24 mg/kg bid EQUISUL-SDT for 7 days to six horses in fed condition

Drug	Sulfadiazine	Trimethoprim
Tmax (hr)	4.75 (1.00–12.00)	8.50 (0.50–12.00)
Cmax (µg/mL)	17.63 (10.10–31.15)	0.78 (0.60–1.14)
AUC 0–12 (last dose) (hr·µg/mL)	159.35 (73.90–282.54)	5.47 (3.31–10.91)
T 1/2 (hr)	7.80 (6.78–10.39)	3.00 (2.31–4.96)

MICROBIOLOGY

EQUISUL-SDT is the combination of the sulfonamide sulfadiazine and trimethoprim. These two drugs block sequential steps in nucleic acids biosynthesis. Sulfadiazine inhibits bacterial synthesis of dihydrofolic acid by competing with para-aminobenzoic acid. Trimethoprim blocks the production of tetrahydrofolic acid from dihydrofolic acid by reversibly inhibiting dihydrofolate reductase. The two drugs act synergistically, reducing the minimum inhibitory concentration of each, while enhancing the bacteriostatic action of each separately to a bactericidal action when combined.

EQUISUL-SDT administered as a combined sulfadiazine-trimethoprim dose of 24 mg/kg body weight twice daily for 7 days provided concentrations of sulfadiazine and trimethoprim with >MIC90 (%T) values of 100% and 98% respectively. The minimum inhibitory

concentration (MIC) values for EQUISUL-SDT against indicated pathogens isolated from lower respiratory tract infections in horses enrolled in a 2010–2011 effectiveness field study are presented in Table 3. All MICs were determined in accordance with the Clinical and Laboratory Standards Institute (CLSI) Approved Standard M31-A3 using a broth microdilution system and 3% lysed horse blood.

Table 3. Trimethoprim/sulfadiazine minimum inhibitory concentration (MIC) values^a of isolates recovered from horses with lower respiratory infection caused by *Streptococcus equi* subsp. *zooepidemicus* treated with EQUISUL-SDT in the U.S. (2010–2011)

Treatment Outcome	Success	Failure
Number of Isolates	65 ^c	46
Time of Sample Collection	Pre-Treatment	Pre-Treatment
MIC 50 ^b (µg/mL)	0.25/4.75	0.25/4.75
MIC 90 ^b (µg/mL)	0.25/4.75	0.25/4.75
MIC Range (µg/mL)	0.12/2.4 to 0.5/9.5	0.12/2.4 to 0.5/9.5

^a The correlation between *in vitro* susceptibility data and clinical effectiveness is unknown.

^b The lowest MIC to encompass 50% and 90% of the most susceptible isolates, respectively.

^c One isolate of *S. equi* subsp. *zooepidemicus* was not tested.

EFFECTIVENESS

A negative control, randomized, masked, field study evaluated the effectiveness of EQUISUL-SDT administered at 24 mg/kg body weight, orally, twice daily for 10 days for the treatment of lower respiratory tract infections in horses caused by *Streptococcus equi* subsp. *zooepidemicus*. In this study, a total of 182 horses were treated with EQUISUL-SDT, and 88 horses were treated with saline. One hundred seventy-three horses (112 EQUISUL-SDT and 61 saline) were included in the statistical analysis. Therapeutic success was characterized by absence of fever and no worsening of clinical signs at Day 5 and Day 10, and significant clinical improvement or resolution of clinical signs of lower respiratory tract infection by Day 17. The observed success rates are 58.9% (66/112) and 14.8% (9/61) for the EQUISUL-SDT and saline-treated groups, respectively.

Table 4 summarizes the statistical analysis results on the overall success rate.

Table 4. Overall Clinical Effectiveness Results

	Equisul-SDT	Saline	P-value*
Least Square Means	61%	13.1%	0.0123

* P-value and estimated success rates are based on back-transformed mean estimates from the statistical analysis.

ANIMAL SAFETY

In a target animal safety study, EQUISUL-SDT was administered orally to 32 healthy adult horses at 0 (0X), 24 (1X), 72 (3X), or 120 (5X) mg/kg twice daily for 30 days. Loose stool was the most common abnormal observation. Observations of loose stool (pellets with liquid or unformed/cowpie stool) occurred more often in horses treated with EQUISUL-SDT with the incidence of loose stool increasing in a dose related manner. All incidents of loose stool were self-limiting and resolved without treatment.

Horses in all EQUISUL-SDT groups demonstrated statistically significantly higher mean serum creatinine concentrations, and those in the 3X and 5X groups demonstrated statistically significantly higher mean serum albumin concentrations. Statistically higher mean neutrophil counts and mean serum gamma glutamyl transferase (GGT) activity were seen in the 1X and 5X groups. Individual animal creatinine, GGT, and albumin concentrations remained within the reference range. Individual animal elevations in absolute neutrophil counts ranged up to 7.09 x 10³/mL (reference range: 1.96-5.31 x 10³/mL).

Based upon blood concentrations obtained during the study, it was noted that the sulfadiazine and trimethoprim plasma concentrations did not increase in proportion to dose. For sulfadiazine, a 3X and 5X dose resulted in an average exposure of 2.0X and 2.6X the concentrations observed following a 1X dose. For trimethoprim, the corresponding values were 2.5X and 3.5X as compared to the 1X dose. Furthermore, marked intersubject variability, particularly with sulfadiazine, resulted in substantial overlap of individual subject blood levels across the three dosing groups.

STORAGE CONDITIONS

Store at 59°–86° F (15°–30° C). Brief periods up to 104° F (40° C) are permitted. Protect from freezing.

HOW SUPPLIED

EQUISUL-SDT is available in the following package sizes:
150 mL amber glass bottle containing 135 mL
625 mL amber glass bottle containing 560 mL
950 mL amber glass bottle containing 900 mL

[footnote]

¹ Kahn CM, Line S, eds. The Merck Veterinary Manual. 10th Ed. Merck & Co. 2010.



MANUFACTURED BY:
Aurora Pharmaceutical, LLC
NORTHFIELD, MN 55057
888-215-1256